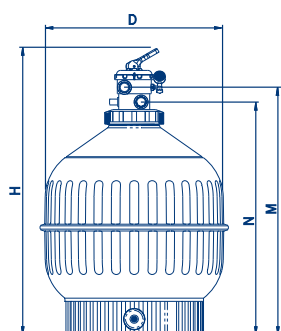


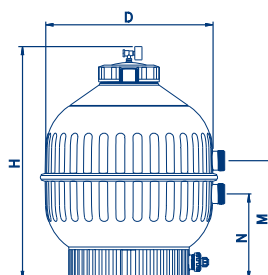
FILTROS DE ARENA INYECTADOS

Filtros Cantabric

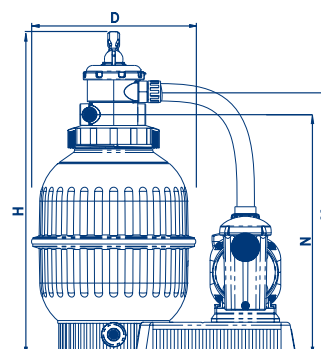
Filtro Top



Filtro Lateral



Monobloc Top



	Filtro Top					Filtro lateral					Monobloc Top
	22399	15780	15781	20128	23866	22398	15782	15783	15784	22402	27813
Ø D (mm)	400	500	600	750	750	400	500	600	750	900	400
H (mm)	894	1009	1069	1239	1250	715	800	875	1045	1215	894
M (mm)	744	829	894	1064	1098	380	415	445	575	675	744
N (mm)	680	765	830	1000	1023	255	290	320	345	405	680
Conexiones	1½"	1½"	1½"	1½"	2"	1½"	1½"	1½"	2"	2½"	1½"
Caudal m³/h	6	9	14	21	21	6	9	14	21	30	6
Piscina m³ aprox. (8 h)*	48	72	112	168	168	48	72	112	168	240	48
Carga de arena en kg	60	100	150	300	300	60	100	150	300	550	60
Peso neto kg	8	14	15	23	25	7	12	14	24	34	23
Volumen embalaje en m³	0,2	0,37	0,49	0,83	0,83	0,15	0,29	0,4	0,67	1,3	0,34

Filtros equipado con tapón de vaciado de arena de Ø 2" en los modelos Ø 750 mm y Ø 900 mm, y de 1½" en los modelos Ø 400 mm, Ø 500 mm y Ø 600 mm

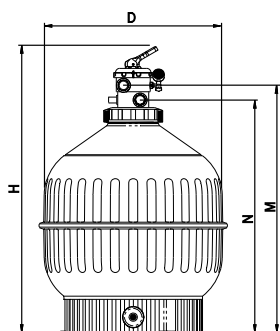
* 8 horas de período de renovación

Cantabric / Sena	
	27813
Ø (mm)	400
Bomba	Sena
Potencia (CV)	1/3
Voltaje (V)	230 II
Frecuencia (Hz)	50

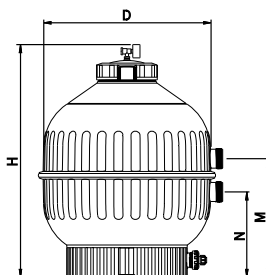
INJECTION MOULDED SAND FILTERS

Cantabric filters

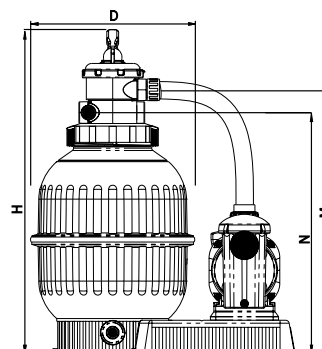
Top mounted



Side mounted



Top mounted monobloc



	Top mounted					Side mounted					Monobloc Top
	22399	15780	15781	20128	23866	22398	15782	15783	15784	22402	27813
Ø D (mm)	400	500	600	750	750	400	500	600	750	900	400
H (mm)	894	1009	1069	1239	1250	715	800	875	1045	1215	894
M (mm)	744	829	894	1064	1098	380	415	445	575	675	744
N (mm)	680	765	830	1000	1023	255	290	320	345	405	680
Connections	1½"	1½"	1½"	1½"	2"	1½"	1½"	1½"	2"	2½"	1½"
Flow rate m³/h	6	9	14	21	21	6	9	14	21	30	6
Approx. pool volume (m³) (8 hours)*	48	72	112	168	168	48	72	112	168	240	48
Sand, kg	60	100	150	300	300	60	100	150	300	550	60
Net weight, kg	8	14	15	23	25	7	12	14	24	34	23
Package volume m³	0.2	0.37	0.49	0.83	0.83	0.15	0.29	0.4	0.67	1.3	0.34

Fitted with sand dump port of Ø 2" in Ø 750 mm & Ø 900 mm models, and of 1½" in Ø 400 mm, Ø 500 mm & Ø 600 mm models

* 8 hours turnover rate

Cantabric / Sena	
	27813
Ø (mm)	400
Pump	Sena
Power (HP)	1/3
Voltage (V)	230 II
Frequency (Hz)	50